

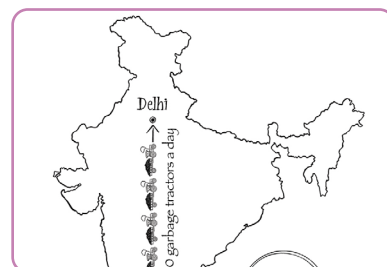
Overview of the programme

The Pick it Up educational programme consists of 7 lessons that target children aged 10 to 14. Through fun and interactive learning tools, students are taught about the importance of waste separation and recycling, as well as the essential role that scrap dealers play in the informal recycling sector of India. During the programme, students are empowered to separate their waste at home and sell their valuable recyclable waste to scrap dealers. This positive action diverts waste away from open dumps and prevents it from entering the environment. By changing their habits and sharing what they learn with their family and friends students will become part of the Clean India Campaign – Swachh Bharat Abhiyan!

Resources

- 7 interactive lessons targeting students aged 10 – 14 years
- The Pick it Up card game, rules and information cards
- Comprehensive lesson plans
- Student booklets including handouts
- Teacher booklets
- A star stamp for awarding stars
- A competition chart for the classroom
- Certificates to be distributed upon completion of the programme

Lesson details



Lesson 1: An Introduction to Waste and the Programme

Students learn about the problem of waste in India and are inspired to be part of the Clean India Campaign – Swachh Bharat Abhiyan! Students inform their parents that they will be participating in the programme and work to inspire them to be involved.



Lesson 2: Learning How to Play Pick it Up

Students learn about different waste categories and why it is important to keep them separate, clean and dry. They practice how to hold, shuffle and deal playing cards and learn about proper waste separation and recycling through a new card game called Pick it Up.



Lesson 3: Introduction to Non-organic Waste

Students delve further into learning about non-organic waste and find out which types of waste are recyclable and which are non-recyclable. They build on their knowledge from lesson 2 by playing the Pick it Up card game.



Lesson 4: The Recycling System

Students discover how the Indian informal recycling sector works and why it is important to recycle waste. Knowledge gained by the students so far is taken home to be shared with their families and enable them to engage with local scrap dealers and find out which waste items they can recycle from their household.




Lesson 5: Learn the Value of Waste Using Maths

Students learn about the value of waste by solving some fun maths problems. They find out how much a household in a city and one in a village can earn by selling their waste to a scrap dealer. Students play against their classmates in the first round of the Pick it Up competition.



Lesson 6: Recycling Waste & the Semi-final

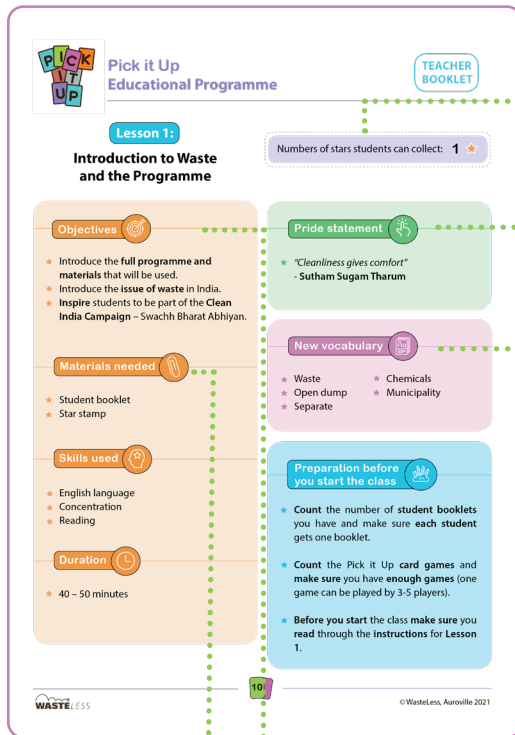
Students share their experiences of selling waste to scrap dealers. Those students that made it through the first round of the Pick it Up competition participate in the semi-final.



Lesson 7: You and Clean India

Students that made it through the semi-final of the Pick it Up competition play in the final to win 3 extra stars! Students come to understand how they are the future of their country and, if they take responsibility and change their behaviour, they can help fulfil the goals of the Clean India Campaign - Swachh Bharat Abhiyan.

Understanding the Materials



Number of stars students can earn: students can earn stars by completing take-home and extra-take home activities as well as winning the Pick it Up competition. There are a total of 10 stars that can be earned at the end of the programme. The number of stars students can earn is written at the beginning of each lesson.

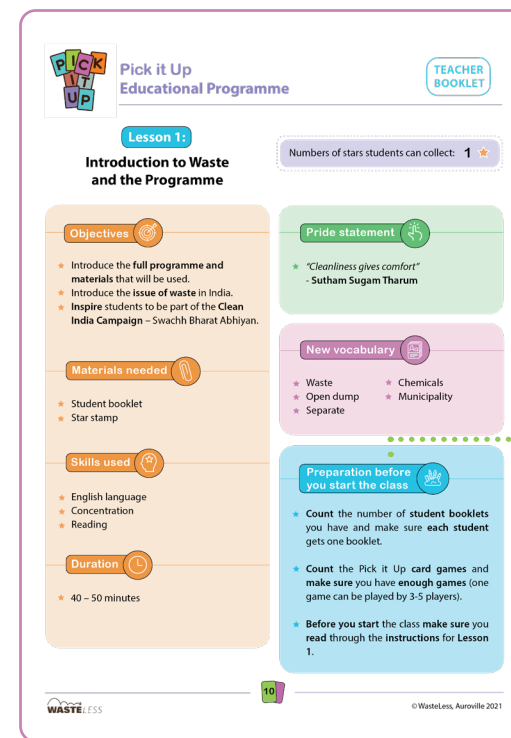
Pride statement: each lesson contains a pride statement which relates to the lesson theme. The statement is to be written on the board at the start of class.

Objectives: emphasising the key learning aspects of the lesson.

Lesson materials:

indicating what materials are needed before the lesson starts.

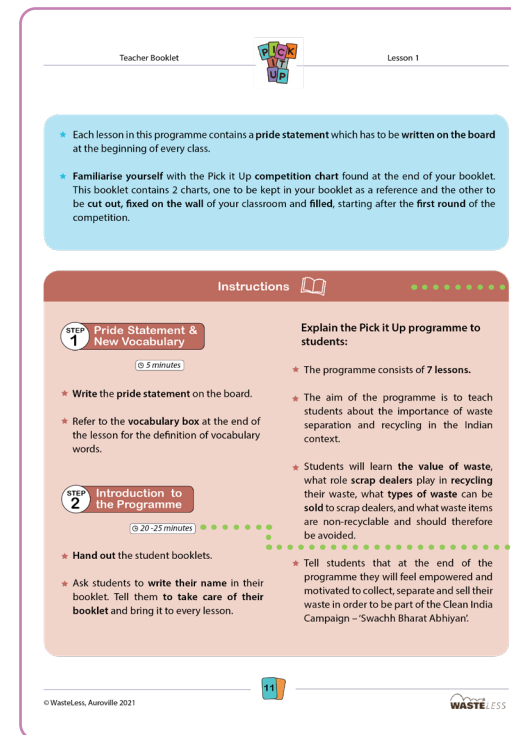
New vocabulary: each lesson provides a list of new vocabulary for students to learn along with a vocabulary box at the end of each lesson that contains definitions.



Lesson preparation: the preparation required prior to each class is identified along with the reading materials needed to familiarise oneself with the lesson content and steps. The number of Pick it Up card games to be distributed per group of students is also specified.

Lesson instructions: includes a range of learning methods such as lesson recaps, group work, memory game, worksheets, stories, presentations and a take-home activity to encourage students to bring knowledge back to their homes. Note: the take-home activity is a compulsory part of every lesson as it forms the basis of the recap for the next lesson.

Programme duration: recommended 1 lesson per week to keep the momentum and engagement of students and to allow sufficient time for students to do the take-home activity in between lessons.



Website: www.wastelessindia.org | **Email:** info@wastelessindia.org

Instagram: [wasteless.india](https://www.instagram.com/wasteless.india) | **Facebook:** [WasteLess](https://www.facebook.com/WasteLess)

Address: WasteLess, RE-CENTRE Campus, Service Area, Auroville, 605101, Tamil Nadu, India

Copyright © 2018 by WasteLess, Auroville. All rights reserved.